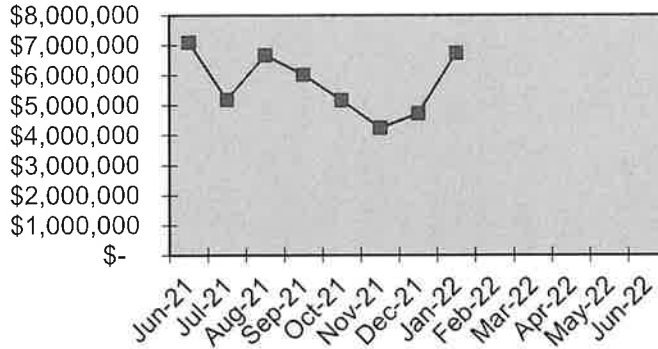


## River Valley School District Board Financial Report January 2022


January-22

Month End Cash Balance	
	Actual
Jun-21	\$ 7,105,251
Jul-21	\$ 5,189,188
Aug-21	\$ 6,662,675
Sep-21	\$ 6,023,607
Oct-21	\$ 5,165,308
Nov-21	\$ 4,234,996
Dec-21	\$ 4,731,461
Jan-22	\$ 6,739,159
Feb-22	
Mar-22	
Apr-22	
May-22	
Jun-22	
Checks	
	\$ Amount
Jun-21	\$ 1,716,455
Jul-21	\$ 1,693,499
Aug-21	\$ 1,077,674
Sep-21	\$ 1,588,259
Oct-21	\$ 1,207,495
Nov-21	\$ 1,790,286
Dec-21	\$ 1,386,830
Jan-22	\$ 2,080,698
Feb-22	
Mar-22	
Apr-22	
May-22	
Jun-22	
Revenues	
	\$ Amount
Jun-21	\$ 1,760,526
Jul-21	\$ 347,812
Aug-21	\$ 2,880,702
Sep-21	\$ 1,069,568
Oct-21	\$ 1,151,993
Nov-21	\$ 955,055
Dec-21	\$ 1,873,674
Jan-22	\$ 3,700,451
Feb-22	
Mar-22	
Apr-22	
May-22	
Jun-22	

### Actual Cash Balance

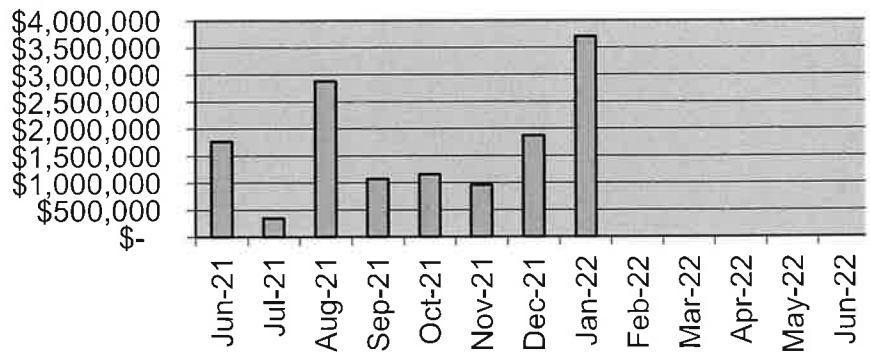


### Check Disbursements



Month Ending

### Revenues



**January 2022**

**The Peoples Community Bank**

Beginning Balance	\$ 2,527,829.39
ADD: Total Credits	\$ 3,263,077.74
LESS: Total Debits	\$ 1,692,753.18
	<u>\$ 4,098,153.95</u>

**Local Government Investment Pool**

#1 (general account)	\$ 2,641,004.60
#2 (fund 49 - building fund)	\$ 910,179.57
#3 (fund 39 - debt service)	\$ -
#4 (Misc. Project)	\$ -
Subtotal	<u>\$ 3,551,184.17</u>

**LESS: Short term loan**

\$ -

Ending Balance

\$7,649,338.12